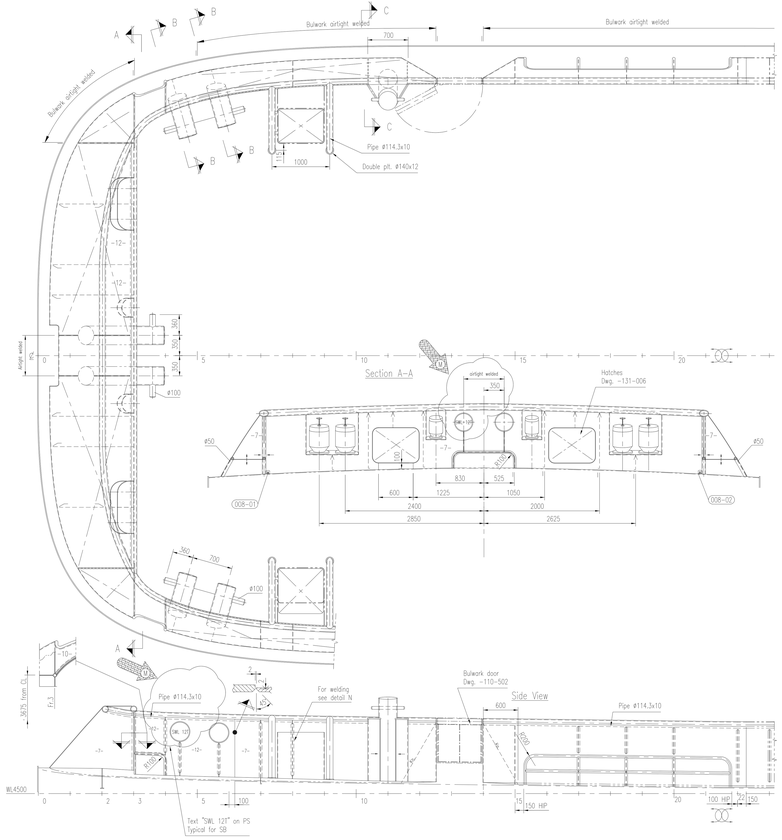

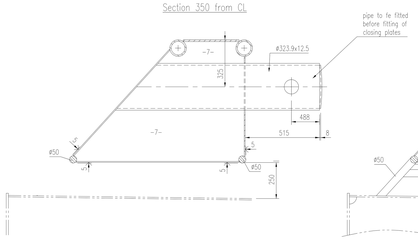

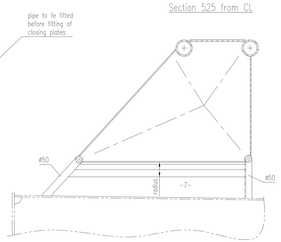

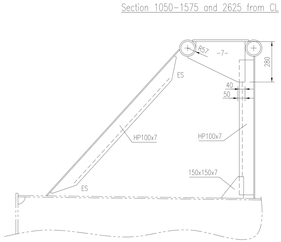

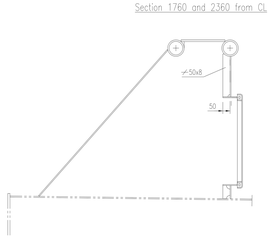

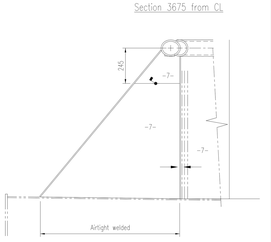

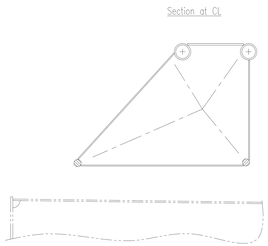

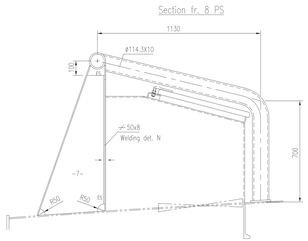

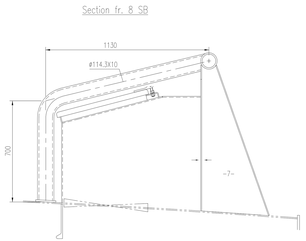

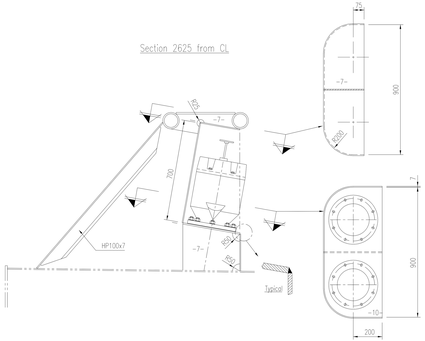

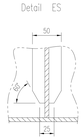

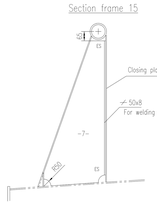

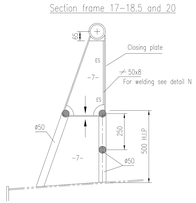

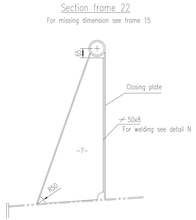

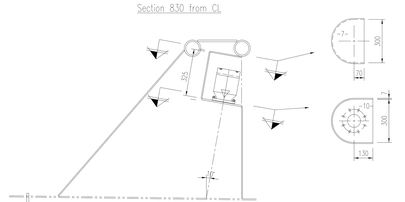

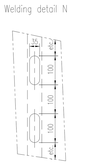

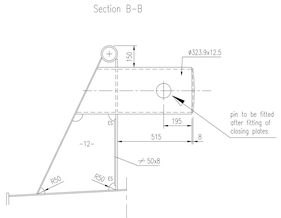

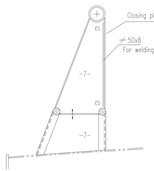

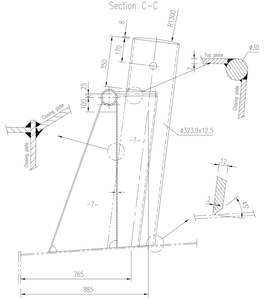



Note:
- For construction details see dwg. -110-851
- All sharp edges to be removed from brackets, face bars, water- and weldingholes, holes in deck, etc.
- MH = manhole
- ES = end sniped (det. 17 or 20 dwg. -110-851)
- Kn. = knuckle
- H.L.P. = hole in plate
- Text "SWL 12T" to be welded

	3	DRAIN PLUG WITH FLANGE	G 1/2inch	with plug (brass) and		599900-135-000	
008	10		St 52 AGI 316L	(1412.0020)	flange (St 52 316L)		
POS.NO.	QT	CLASS	TYPE		DESCRIPTION	DRAWING NO.	REMARKS
			MATERIAL	ART.NO.		MARC	

REV.	DATE	DRAWN	CHCKD	APPROV.	REVISION SUBJECT
M	29-01-10	PS	BK		Text SWL added
L	07-07-09	PS	BK		Wind deaerators updated; recess modified
K	11-09-07	SvdL	BK		Bollard updated
J					
I	08-11-06	SvdL	BK		Text detail B-B / welding seam
H	07-02-06	SvdL	BK		New drawn frame / Bollards aft added / Mooring chock deleted
G	21-09-05	R.Project	BK		Bulwark modified

COPYRIGHT DAMEN SHIPYARDS GROUP

DRAWN	L. Blom	FORMAT	A3-3 / PROJECTION
CHECKED	RB	SCALE	1:25
APPROVED		DATE	28-11-01

Bulwark aft

	TYPE	ASD Tug 2411		DERIVED FROM DWG		
COMP NO	SECT NO	YARD NO contractor	512200	DWG NO	SHEET	REVISION
		YARD NO building yard		512200-110-500	M	