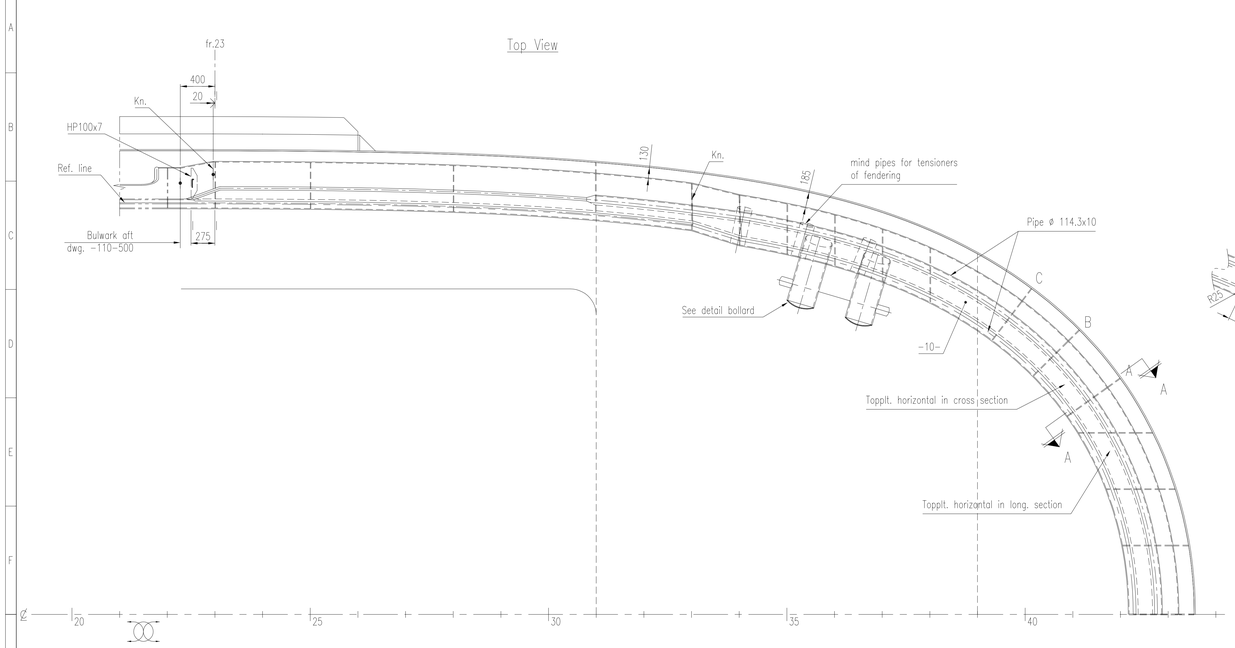

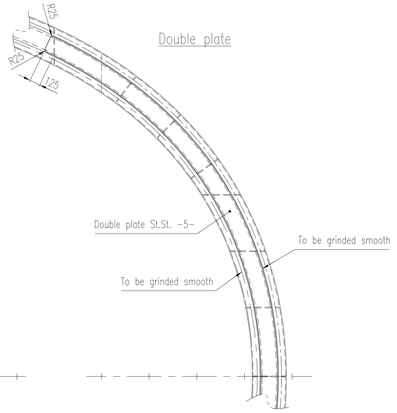

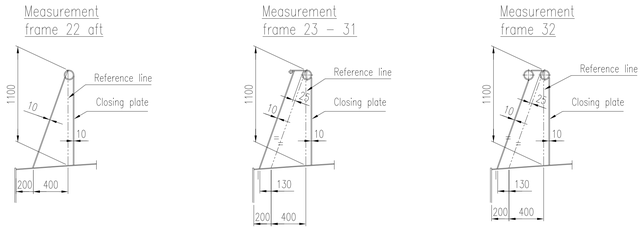

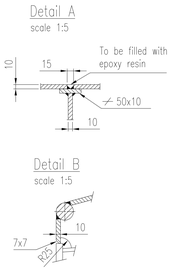

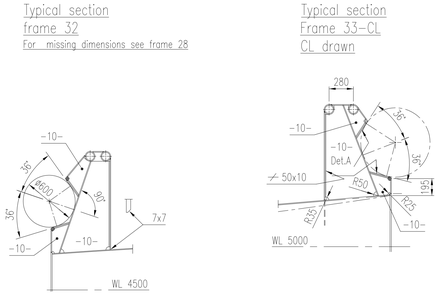

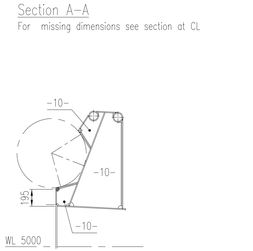

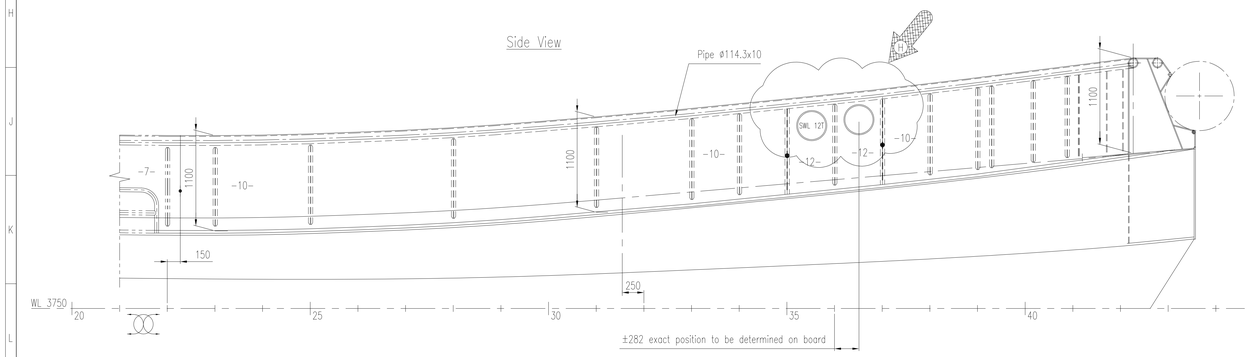

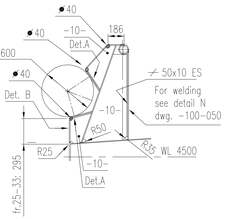

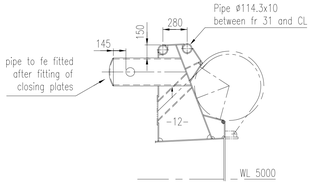

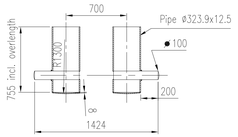

Note:
Closing plate to be mounted
after construction tubes for "Span Set"
see dwg. -151-001

Note:
- For construction details see dwg. -110-851
- For arrangement cylindrical fender see dwg. 151-001
- All stanchions to be in line with construction under deck
- All welding ⚠ 5 unless stated otherwise
- All sharp edges to be removed from brackets, face bars, water- and welding holes, holes in deck, etc.
- MH = manhole
- ES = end sniped (det. 17 or 20 dwg. -110-851)
- Kn. = knuckle
- H.L.P. = hole in plate
- Text "SWL 12T" be means of welding beads

REV	DATE	DRWN	CHCKD	APPRVD	REVISION SUBJECT
H	29-01-10	PSi	BK		Text SWL added
G	22-07-09	SvdL	BK		Double plate St.St.
F	26-01-09	SvdL	BK		Complete new position of fender and bulwark
E	07-02-06	SvdL	BK		New drawn frame
D	22-08-05	R-Project	BK		Height of bulwark
C	13-05-04	NAVA	BK		Updated for new fender diameters
B	05-08-03	B Kouters	BK		Bollard modified

COPYRIGHT DAMEN SHIPYARDS GROUP

Stainless steel AISI 316L
Stainless steel #4
-3; -5; - Bolts, nuts etc.
- Other objects

DRAWN	L. Blom
CHECKED	RB
APPROVED	
FORMAT	A1-1
SCALE	1:25
DATE	19-02-02
PROJECTION	

Bulwark fore

COMP NO	SECT NO	TYPE	ASD Tug 2411	DERIVED FROM DWG		
		YARD NO contractor	512200	DWG NO 512200-110-501	SHEET	REVISION H
		YARD NO building yard				