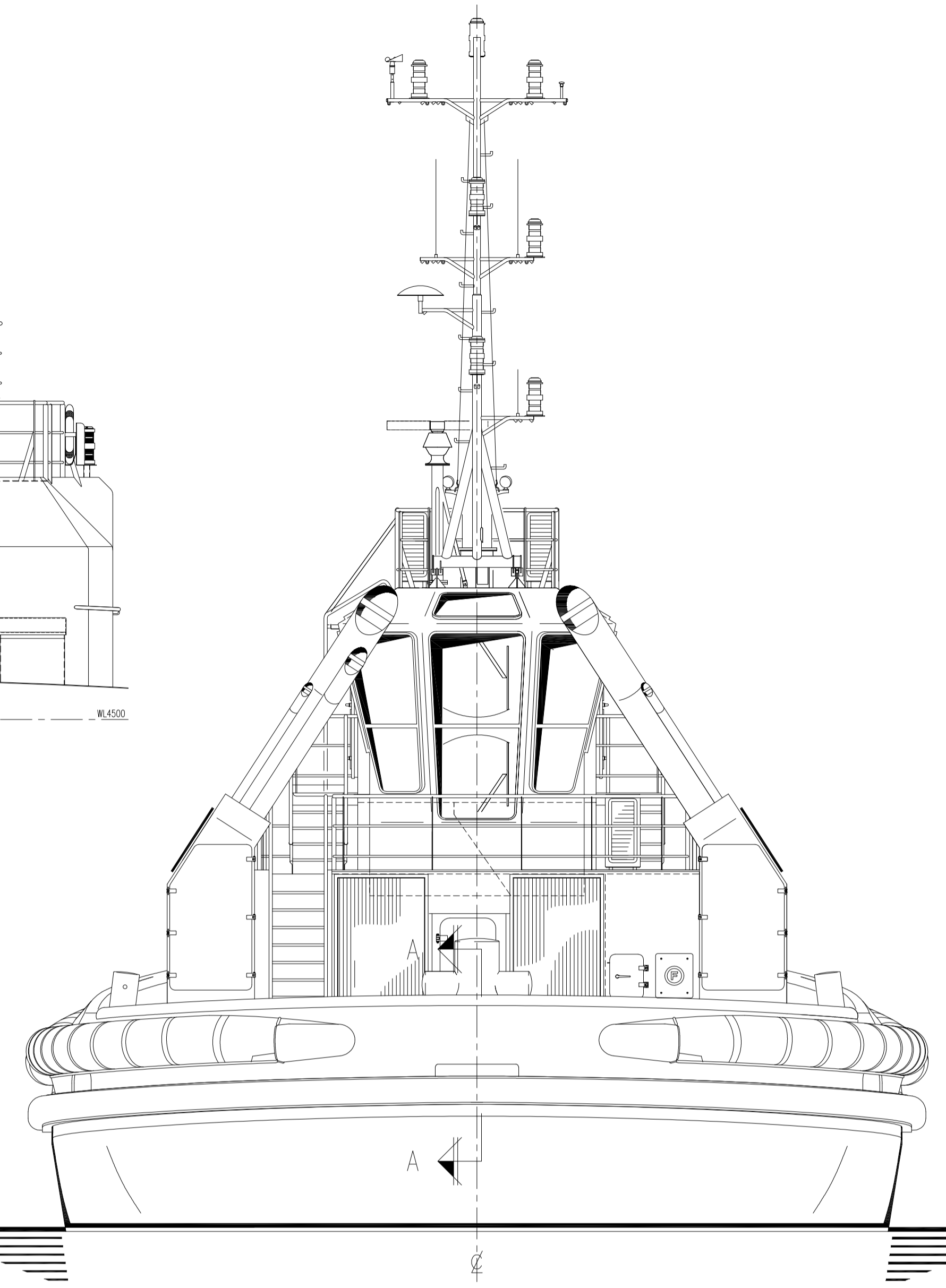
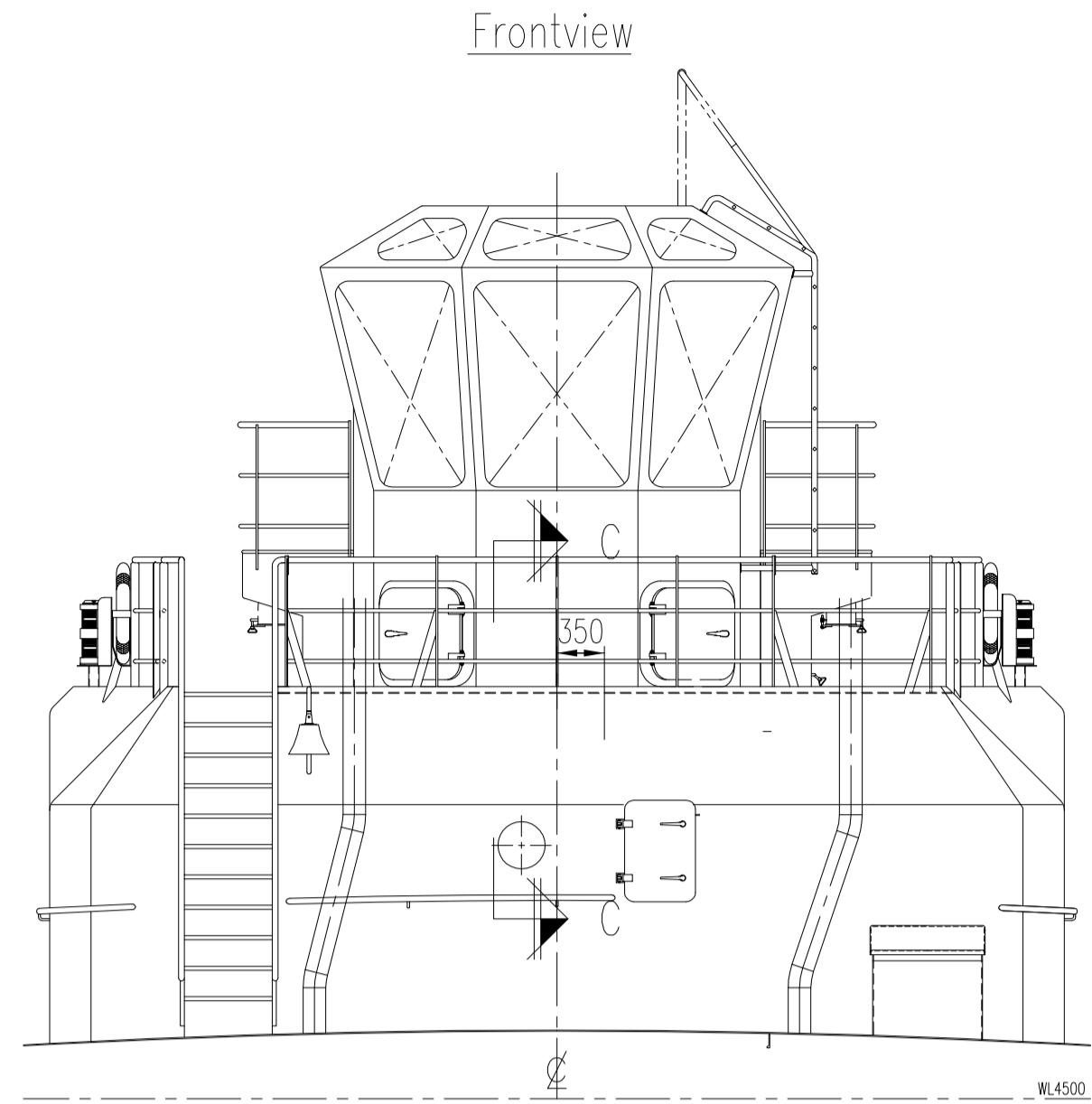
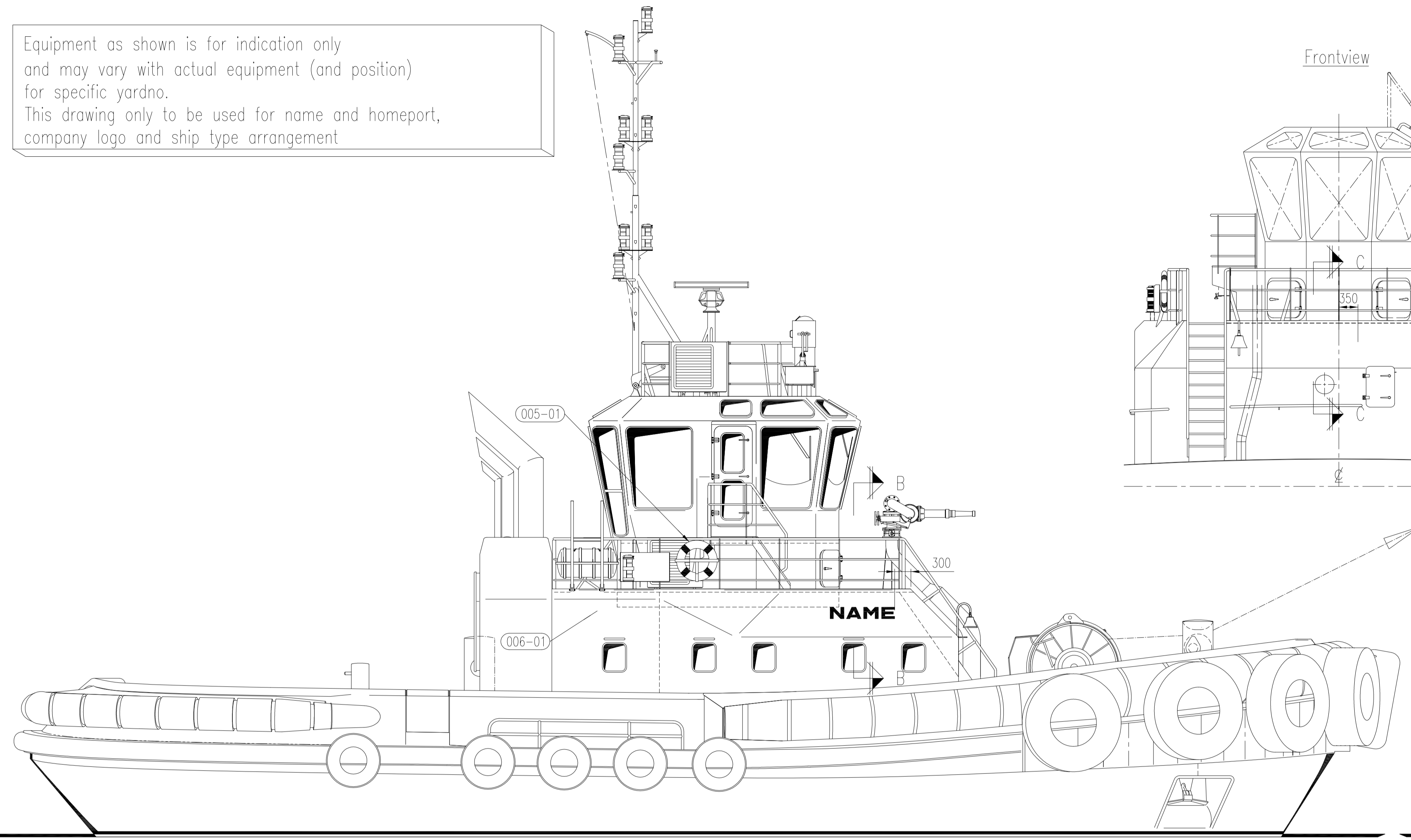
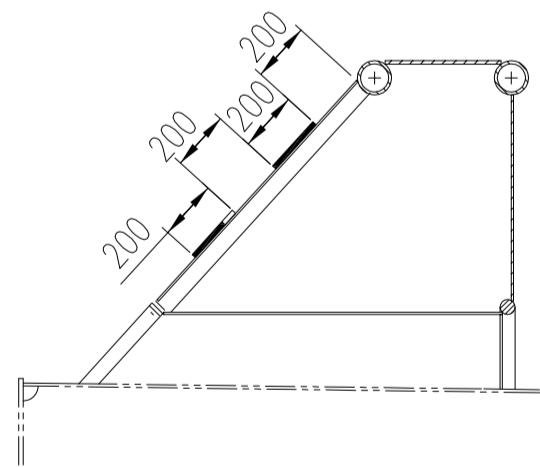


Equipment as shown is for indication only  
and may vary with actual equipment (and position)  
for specific yardno.  
This drawing only to be used for name and homeport,  
company logo and ship type arrangement



Section A-A  
scale 1:25



Welding Character (002-01) Name Side

Welding Character (002-01) Name Aft

Welding Character (001-01) Homeport Aft

Welding Character (007-01) Imo Front

009	PC	10 BOLT HEXAGON HEAD	{F} DIN 933-M12x16 Nylon-66	Full thread, colour Naturel		
			Nylon 66	{0299.0492}		
		10 FLAT WASHER	{F} D=24 , d=13 , t=2.5	white		
008	PC		Nylon 6	{0258.0052}		
		1 TEXT PLATE/SIGN	Identifier	IMO NUMBER, acc. drawing		
007	PC		1590055			
		1 TEXT PLATE/SIGN	Sticker, - ASD TUG 2411 -	Letter height 70/50mm, no. height 70mm		
006	SET		PVC	1501.0095	set of 2 pcs, letter/no black	Estbi
		4 TEXT PLATE/SIGN	Sticker	1501.0134	With text, for lifebuoy, acc. drawing	
005	SET		PVC	1501.0134	Ship name and home port	
		2 CHARACTER	Company emblem		Contents and dimensions to be specified	
003	PC		0071.0041		ESBI	
		3 TEXT PLATE/SIGN	Identifier	0071.0041	SHIP NAME, acc. drawing	
002	PC		1501.0133			
		1 TEXT PLATE/SIGN	Identifier	1501.0133	HOME PORT, acc. drawing	
001	PC		1501.0132			
POS.NO	QT	CLASS	TYPE	DESCRIPTION	DRAWING NO.	REMARKS
			MATERIAL	ART.NO.	MAKE	

REV	DATE	DRWN	CHKD	APPRD	REVISION	SUBJECT

plate 5 mm

DRAWN	L.Blom	FORMAT	A1	PROJECTION	
CHECKED	LBI	SCALE	1:50		
APPROVED		DATE	09-05-11		

Ship's name and homeport

COMP NO	TYPE	ASD Tug 2411	DERIVED FROM DWG
SECT NO	YARD NO	contractor 512250	DWG NO
	YARD NO	building yard	512250-159-020
			SHEET
			REVISION
			-